

Upgrade Guide for NVR FN3004H FN3104H FN3109H

Attention: After upgrading, please uninstall the previous plugin, clear the cache of your browser, then it updates plugin when log-in next time.

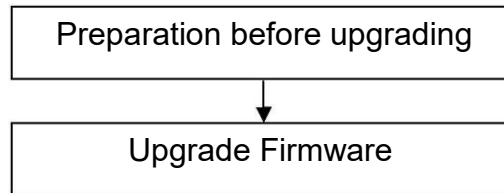
This firmware is for NVR FN3004H FN3104H FN3109H, please check your NVR model on the sticker. Updating with the wrong firmware could severely damage and/or break your NVR.

Note:

For FN3004H: 1.32.01.21/ 1.32.01.27/ 1.32.01.28/ 2.31.1.6/ 2.31.1.10/2.31.1.13/ 2.31.1.15 **can** upgrade to this version;

For FN3104H: 1.31.01.51/ 1.31.01.55/ 2.31.1.6/ 2.31.1.10/2.31.1.13/2.31.1.15 **can** upgrade to this version;

For FN3109H: 2.31.2.5/ 2.31.2.6/ 2.31.2.7/ 2.31.1.10/2.31.1.13/2.31.1.15 **can** upgrade to this version.



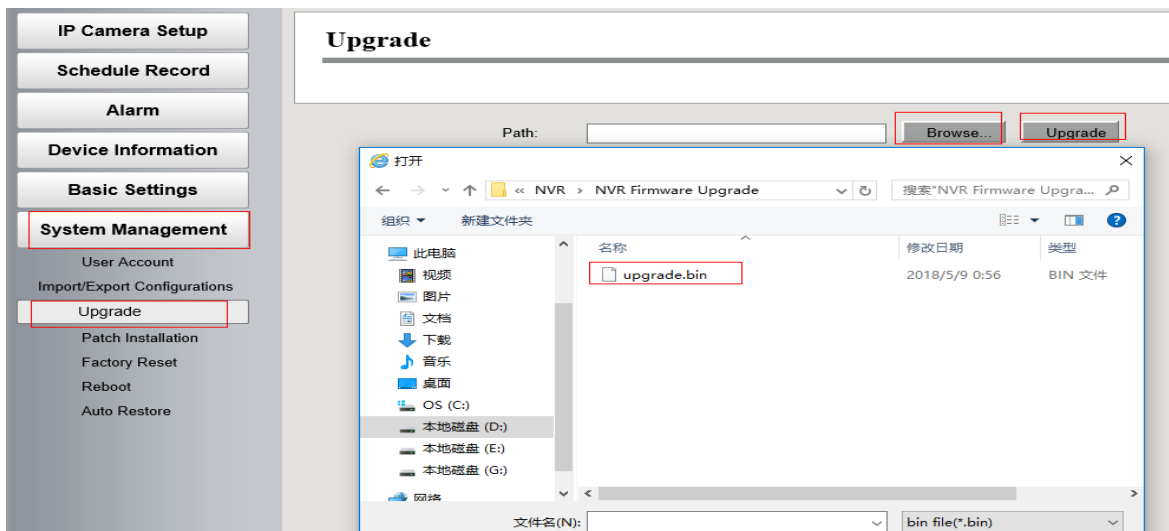
Preparation before upgrading:

1. Please restart your NVR before the upgrading;
2. DO NOT upgrade firmware over internet, just finish it in LAN;
3. Keep power on during the upgrading;
4. Logging your NVR as administrator first, upgrade firmware on web page.

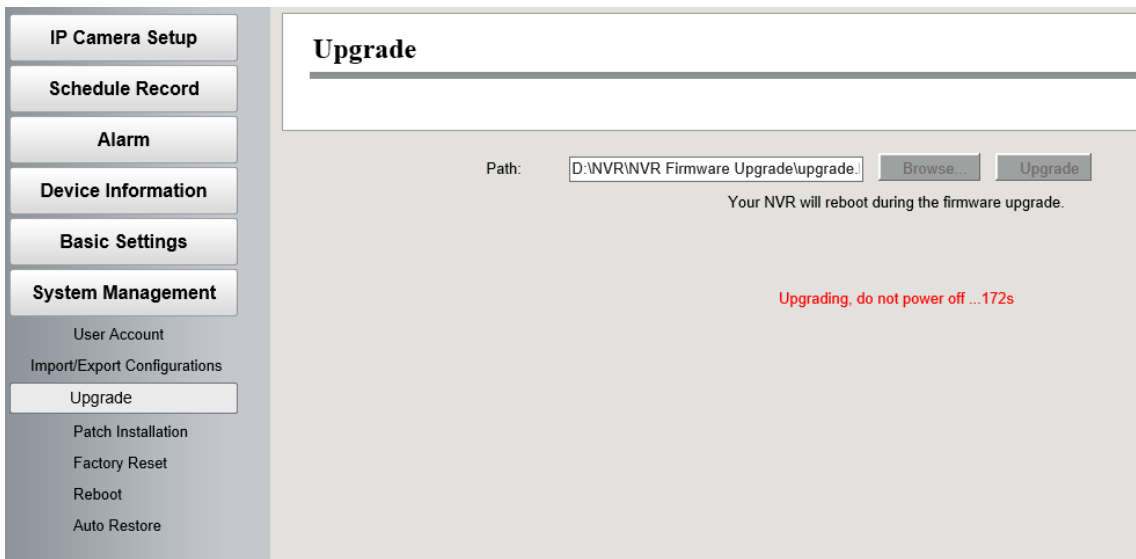
Method 1: Update firmware on **Web Page**.

Step1: Log-in your NVR FN3004H, FN3104H or FN3109H, go to **Settings** → **System Management** → **Upgrade**.

Click **Browse** → choose the **upgrade.bin** file, click **Open** → click **Upgrade**.



Step 2: “Upgrading, do not power off ... Xs” pop up, NVR’s IP address will disappear from the IP Camera Tool. Then NVR will reboot itself, DO NOT power off the NVR, please wait till the NVR’s IP address reappear in the IP Camera Tool.



Step 3: Log-in your NVR again to check the **Firmware Version**, and **Plug-In Version**.



Congratulations, your NVR successfully upgraded to the latest firmware!

Note:

1. You’d better re-install the plug-in, in case it did not upgraded.
2. The correct firmware version after upgrading:

Device Type	FN3104H
Device Name	FOSCAM_NVR
System Firmware Version	2.1.1.4
Application Firmware Version	2.31.1.16
Plug-in Version	3.0.0.10

Attention: After upgrading, please uninstall the previous plugin, clear the cache of your browser, then it updates plugin when log-in next time.

Method 2: Upgrade firmware on **Monitor with USB disk.**

Step1: Copy the **upgrade.bin** file to USB disk main directory, insert the USB disk to NVR. (If it is your first time to use the USB disk, you have to format it first in your NVR.)

Step2: Log-in your NVR on Monitor, right click go to **Menu→ System →Upgrade.** The device will recognize the **upgrade.bin** file automatically.

Note: During upgrading, NVR will reboot itself, DO NOT power off the NVR .

Step3: After upgrading, go to **Menu→ About →Firmware Version** to check your current **Firmware version.**

End

--- by Foscam Technical Support Team